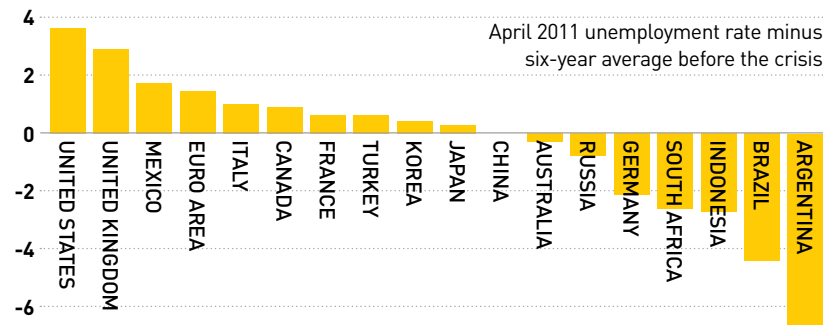


# datapoints

Forward's report on industry and business data

## STATES OF EMPLOYMENT

Developed nations' unemployment rates still lag behind pre-crisis employment levels.

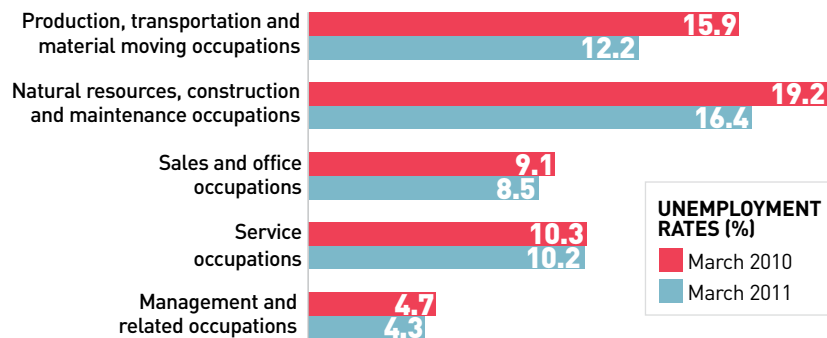


April 2011 unemployment rate minus six-year average before the crisis

SOURCE: INTERNATIONAL MONETARY FUND

## FOR HIRE

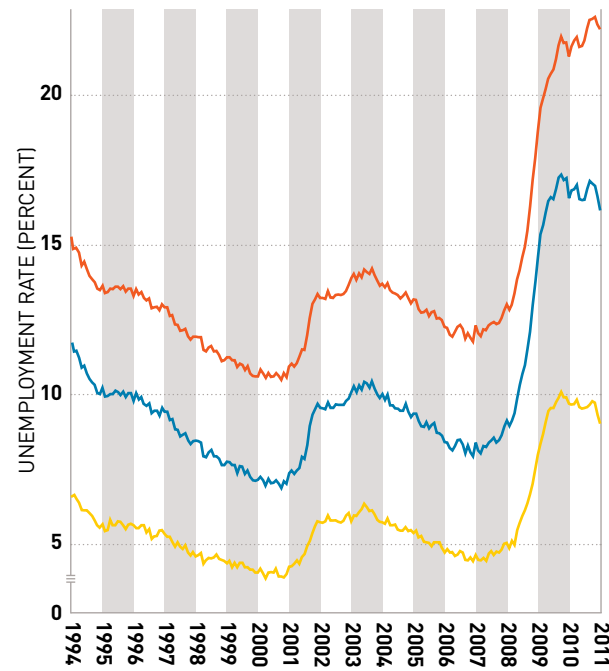
Unemployment for skilled workers—like engineers and C-level executives—is low, while unemployment for laborers—like metal workers—remains higher than the U.S. average of 8.8%.



SOURCE: U.S. BUREAU OF LABOR STATISTICS

## REAL UNEMPLOYMENT

The unemployment rate is much higher than official reports indicate; the official government calculation of the unemployment rate excludes half of discouraged workers.

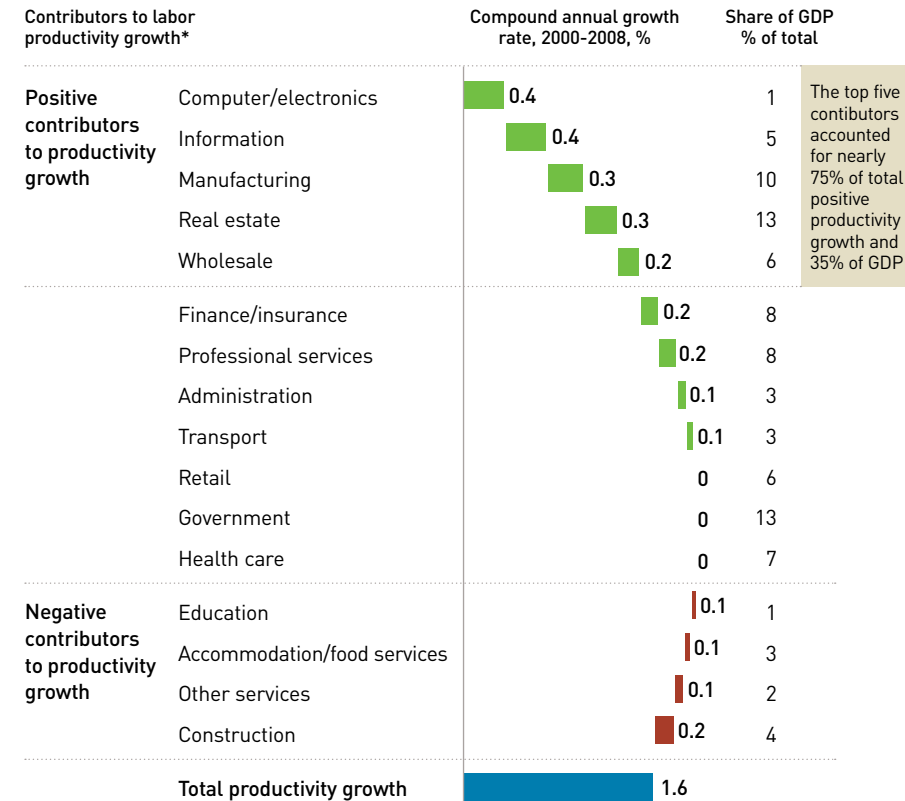


■ Published rate plus all discouraged workers  
■ Published rate plus short-term discouraged workers  
■ Official published unemployment rate

SOURCE: COURTESY OF SHADOWSTATS.COM

## CONTINUOUS IMPROVEMENT

Manufacturing has made a robust positive contribution in labor productivity growth in the last decade.



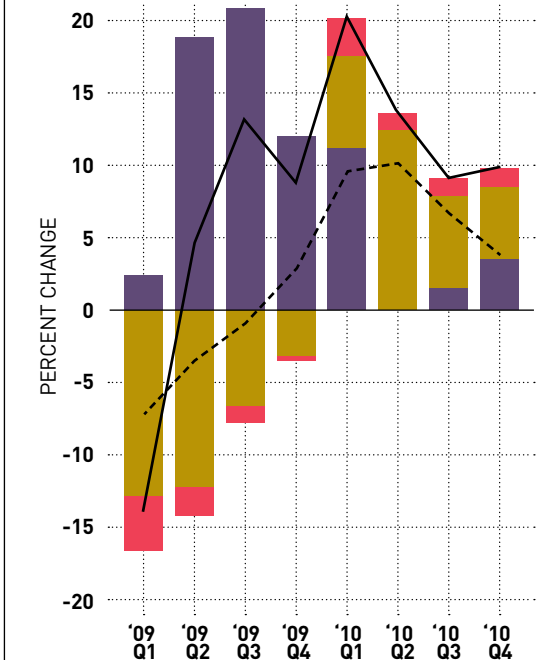
The top five contributors accounted for nearly 75% of total positive productivity growth and 35% of GDP

\*Excludes sectors with contributions with an absolute value of less than 0.015%.  
NOTE: Numbers may not sum due to rounding.

SOURCE: U.S. BUREAU OF ECONOMIC ANALYSIS, U.S. BUREAU OF LABOR STATISTICS, AND MCKINSEY GLOBAL INSTITUTE

## DEMAND FOR BASE METALS GROWS

Demand in several markets has experienced steady growth over the last two years, despite the cooling of Chinese demand.



■ Advanced economies  
■ China  
■ Other emerging markets  
— Supply growth  
— Total demand growth

SOURCE: INTERNATIONAL MONETARY FUND